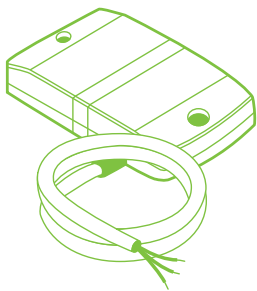
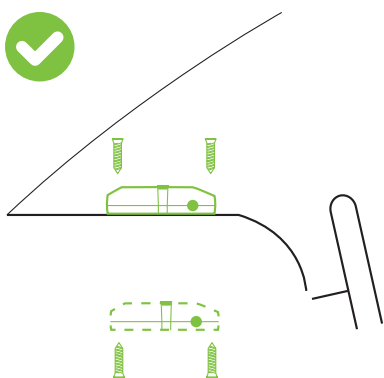


# Z302 installation manual

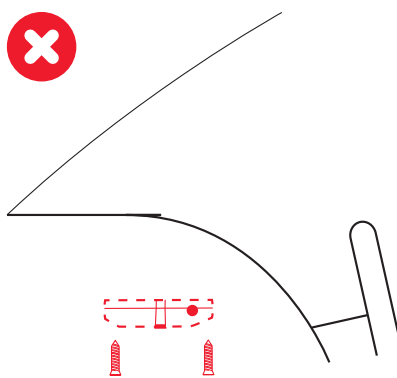
## Contents



## Installation on windscreen panel

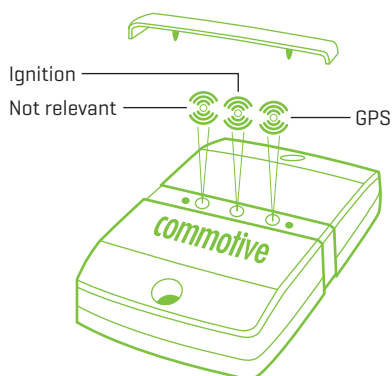
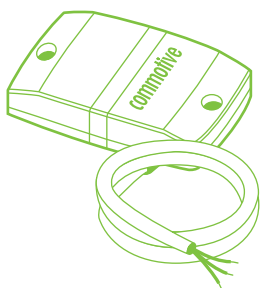


Correct installation.  
Should be installed with free sight.  
No metal over unit.



Do not turn unit upside down.

## Cable connections



### Colour codes of cables

Black = ground [31]  
Red = constant 12V-24V [30]  
Brown = ignition [15]  
[1A fuse recommended]

### Status LED

- Yellow LED - Not relevant
- Red LED - Ignition signal ON = LED lighting  
- Ignition signal OFF = All LED's switched off
- Green LED - Fast flashing = GPS signal NOT OK  
- Slow flashing [1 sec.] = GPS signal OK

Write information about placement and name on backside of the packing.

Above information should be handed over to owner/administrator who will register it on: [WWW.5FLEET.COM](http://WWW.5FLEET.COM)