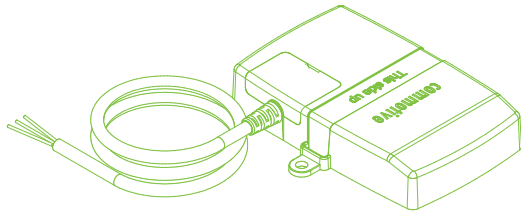
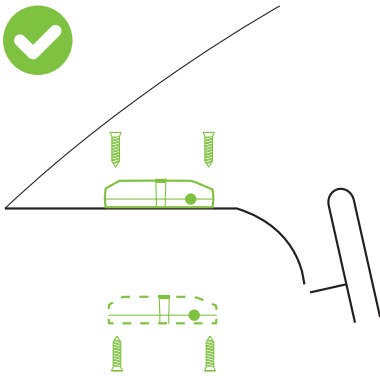


Z303 installation manual

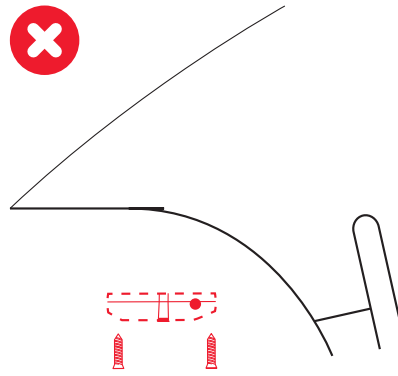
Contents



Installation on windscreen panel

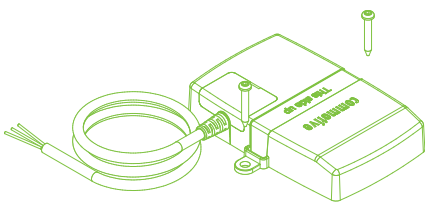


Correct installation.
Should be installed with free sight.
No metal over unit.

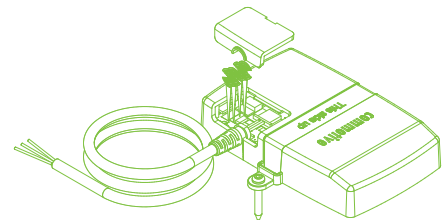
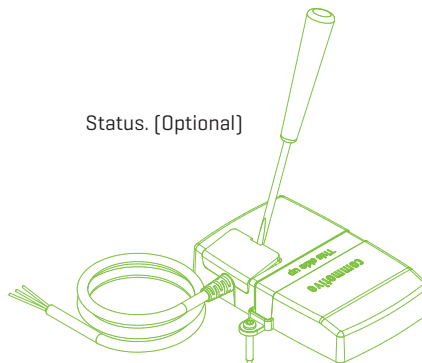


Do not turn unit upside down.

Cable connections



Status. [Optional]



Colour codes of cables

Black = ground [31]
Red = constant 12V-24V [30]
Brown = ignition [15]
[1A fuse recommended]

Status LED

- Yellow LED - Not relevant
- Red LED - Ignition signal ON = LED lightning
- Ignition signal OFF = All LED's switched off
- Green LED - Fast flashing = GPS signal NOT OK
- Slow flashing [1 sec.] = GPS signal OK
- Blue LED - Constant light = GSM data sent
- Flashing short each second = GSM network OK
- Off = No GSM network

Write information about placement and name on backside of the packing.

Above information should be handed over to owner/administrator who will register it on: WWW.5FLEET.COM